



US008219984B2

(12) **United States Patent**  
**Chen et al.**

(10) **Patent No.:** **US 8,219,984 B2**  
(45) **Date of Patent:** **\*Jul. 10, 2012**

(54) **FIRMWARE UPDATE NETWORK AND PROCESS EMPLOYING PREPROCESSING TECHNIQUES**

(75) Inventors: **Shao-Chun Chen**, Aliso Viejo, CA (US); **James P. Gustafson**, Irvine, CA (US)

(73) Assignee: **Hewlett-Packard Development Company, L.P.**, Houston, TX (US)

(\* ) Notice: Subject to any disclaimer, the term of this patent is extended or adjusted under 35 U.S.C. 154(b) by 1235 days.

This patent is subject to a terminal disclaimer.

(21) Appl. No.: **11/923,383**

(22) Filed: **Oct. 24, 2007**

(65) **Prior Publication Data**

US 2008/0059959 A1 Mar. 6, 2008

**Related U.S. Application Data**

(63) Continuation of application No. 10/646,324, filed on Aug. 22, 2003, now Pat. No. 7,313,791.

(60) Provisional application No. 60/405,253, filed on Aug. 22, 2002, provisional application No. 60/415,620, filed on Oct. 2, 2002, provisional application No. 60/441,867, filed on Jan. 22, 2003, provisional application No. 60/447,977, filed on Feb. 18, 2003.

(51) **Int. Cl.**  
**G06F 9/44** (2006.01)  
**G06F 9/45** (2006.01)

(52) **U.S. Cl.** ..... 717/170; 717/140; 717/171

(58) **Field of Classification Search** ..... None  
See application file for complete search history.

(56) **References Cited**

U.S. PATENT DOCUMENTS

4,493,083 A 1/1985 Kinoshita  
5,084,816 A 1/1992 Boese et al.  
5,261,055 A 11/1993 Moran et al.  
5,442,771 A 8/1995 Filepp et al.  
5,479,637 A 12/1995 Lisimaque et al.  
5,535,357 A 7/1996 Moran et al.  
5,579,522 A 11/1996 Christeson et al.

(Continued)

FOREIGN PATENT DOCUMENTS

CA 2339923 3/2000

(Continued)

OTHER PUBLICATIONS

David Eppstein, Fast Hierarchical Clustering and Other Applications of Dynamic Closest Pairs [online], Jan. 31, 2001 [retrieved on Mar. 21, 2012, pp. 1-10. Retrieved from the Internet: <URL: http://www.ics.uci.edu/~eppstein/projects/pairs/Papers/Epp-SODA-98.pdf>.\*

(Continued)

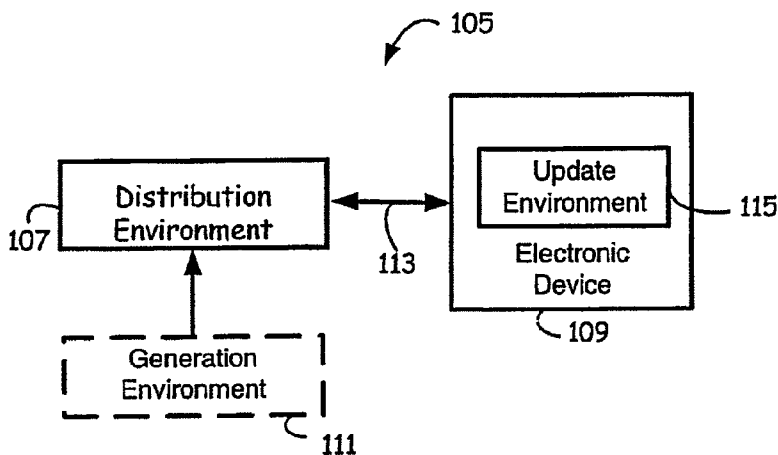
*Primary Examiner* — Thuy Dao

*Assistant Examiner* — Hanh T Bui

(57) **ABSTRACT**

A network for updating firmware, drivers, or application software facilitates the access to generated update packages by electronic devices and the update of firmware, drivers, content or application software in a fault tolerant mode. A “Bubbles” technique is employed to generate efficient and compact update packages. A “Bubbles” information is generated employing the “Bubbles” technique that is subsequently sent to the electronic devices as part of an update package. The “Bubbles” information and other related information is used in preprocessing activities and in other update related activities. For example, they are used to prepare the electronic device for an update to a different version of its firmware, software and/or content.

**20 Claims, 6 Drawing Sheets**



U.S. PATENT DOCUMENTS

5,596,738 A 1/1997 Pope  
 5,598,534 A 1/1997 Haas  
 5,608,910 A 3/1997 Shimakura  
 5,623,604 A 4/1997 Russell et al.  
 5,628,016 A 5/1997 Kukol  
 5,649,112 A 7/1997 Yeager et al.  
 5,666,293 A 9/1997 Metz et al.  
 5,752,039 A 5/1998 Tanimura  
 5,778,440 A 7/1998 Yiu et al.  
 5,790,974 A 8/1998 Tognazzini  
 5,832,000 A 11/1998 Lin et al.  
 5,832,520 A 11/1998 Miller  
 5,878,256 A 3/1999 Bealkowski et al.  
 5,896,566 A 4/1999 Averbuch et al.  
 5,960,445 A 9/1999 Tamori et al.  
 5,968,182 A 10/1999 Chen et al.  
 5,974,250 A 10/1999 Angelo et al.  
 6,009,497 A 12/1999 Wells et al.  
 6,018,747 A 1/2000 Burns et al.  
 6,038,636 A 3/2000 Brown, III et al.  
 6,052,531 A \* 4/2000 Waldin et al. 717/170  
 6,064,814 A 5/2000 Capriles et al.  
 6,073,206 A 6/2000 Piwonka et al.  
 6,073,214 A 6/2000 Fawcett  
 6,088,759 A 7/2000 Hasbun et al.  
 6,105,063 A 8/2000 Hayes, Jr.  
 6,112,024 A 8/2000 Almond et al.  
 6,112,197 A 8/2000 Chatterjee et al.  
 6,126,327 A 10/2000 Bi et al.  
 6,128,695 A 10/2000 Estakhri et al.  
 6,138,249 A 10/2000 Nolet  
 6,157,559 A 12/2000 Yoo  
 6,163,274 A 12/2000 Lindgren  
 6,198,946 B1 3/2001 Shin et al.  
 6,209,111 B1 3/2001 Kadyk et al.  
 6,209,127 B1 3/2001 Mori et al.  
 6,212,659 B1 4/2001 Zehavi  
 6,279,153 B1 8/2001 Bi et al.  
 6,301,710 B1 10/2001 Fujiwara  
 6,311,322 B1 10/2001 Ikeda et al.  
 6,343,379 B1 1/2002 Ozawa et al.  
 6,381,740 B1 4/2002 Miller et al.  
 6,408,434 B1 6/2002 Fujiwara  
 6,438,585 B2 8/2002 Mousseau et al.  
 6,526,574 B1 2/2003 Jones  
 6,546,552 B1 4/2003 Peleg  
 6,615,038 B1 9/2003 Moles et al.  
 6,615,404 B1 9/2003 Garfunkel et al.  
 6,659,345 B2 12/2003 Sukeda et al.  
 6,668,336 B2 12/2003 Lasser  
 6,675,382 B1 1/2004 Foster  
 6,725,056 B1 4/2004 Moles et al.  
 6,725,392 B1 4/2004 Frey et al.  
 6,728,950 B2 4/2004 Davis et al.  
 6,832,373 B2 12/2004 O'Neill  
 6,836,657 B2 12/2004 Ji et al.  
 6,925,467 B2 \* 8/2005 Gu et al. 707/687  
 6,928,108 B2 8/2005 Nelson et al.  
 7,031,972 B2 4/2006 Ren et al.  
 7,069,545 B2 6/2006 Wang et al.  
 7,073,017 B2 7/2006 Yamamoto  
 7,096,311 B2 \* 8/2006 Chiang 717/171  
 7,143,115 B2 11/2006 Jones et al.  
 7,242,929 B2 7/2007 Draluk et al.  
 7,275,243 B2 9/2007 Gibbons et al.  
 7,292,846 B2 11/2007 Mittal  
 7,313,791 B1 \* 12/2007 Chen et al. 717/170  
 7,367,027 B1 4/2008 Chen et al.  
 7,369,851 B2 5/2008 Okonnen et al.  
 7,433,936 B2 10/2008 Zhu et al.  
 7,555,750 B1 6/2009 Lilley  
 7,707,570 B2 \* 4/2010 Yoshimura et al. 717/170  
 7,739,679 B2 \* 6/2010 Qumei 717/170  
 7,818,556 B2 10/2010 Lima et al.  
 2003/0081786 A1 5/2001 Nakano et al.  
 2001/0029178 A1 10/2001 Criss et al.  
 2001/0047363 A1 11/2001 Peng  
 2001/0048728 A1 12/2001 Peng

2002/0072359 A1 6/2002 Moles et al.  
 2002/0078209 A1 6/2002 Peng  
 2002/0100028 A1 \* 7/2002 Kosaka et al. 717/140  
 2002/0116261 A1 8/2002 Moskowitz et al.  
 2002/0131404 A1 9/2002 Mehta et al.  
 2002/0144254 A1 \* 10/2002 Owada 717/171  
 2002/0152005 A1 10/2002 Bagnordi  
 2002/0156863 A1 10/2002 Peng  
 2002/0157090 A1 10/2002 Anton, Jr.  
 2002/0170052 A1 \* 11/2002 Radatti 717/171  
 2003/0023964 A1 1/2003 Rajaram et al.  
 2003/0027563 A1 2/2003 Herle et al.  
 2003/0033599 A1 2/2003 Rajaram et al.  
 2003/0037075 A1 2/2003 Hannigan et al.  
 2003/0055919 A1 3/2003 Fong et al.  
 2003/0061384 A1 3/2003 Nakatani  
 2003/0074658 A1 4/2003 Kim  
 2003/0084435 A1 5/2003 Messer et al.  
 2003/0103484 A1 6/2003 Oommen et al.  
 2003/0121032 A1 6/2003 Cho et al.  
 2003/0154471 A1 \* 8/2003 Teachman et al. 717/171  
 2003/0162533 A1 8/2003 Moles et al.  
 2003/0186689 A1 10/2003 Herle et al.  
 2004/0003379 A1 \* 1/2004 Hayashida 717/140  
 2004/0015952 A1 1/2004 Lajoie et al.  
 2004/0017831 A1 1/2004 Shen et al.  
 2004/0031031 A1 2/2004 Rudelic  
 2004/0034853 A1 2/2004 Gibbons et al.  
 2004/0054995 A1 3/2004 Lee  
 2004/0068724 A1 4/2004 Gardner et al.  
 2004/0095457 A1 5/2004 Pokorny et al.  
 2004/0111723 A1 6/2004 Moles et al.  
 2004/0117785 A1 6/2004 Kincaid  
 2004/0123282 A1 6/2004 Rao  
 2004/0133887 A1 7/2004 Herle et al.  
 2004/0152455 A1 8/2004 Herle  
 2004/0166839 A1 8/2004 Okkonen et al.  
 2004/0194081 A1 9/2004 Qumei et al.  
 2004/0215755 A1 \* 10/2004 O'Neill 717/170  
 2004/0243992 A1 12/2004 Gustofson et al.  
 2004/0243993 A1 12/2004 Okonnen et al.  
 2004/0261072 A1 12/2004 Herle  
 2004/0261073 A1 12/2004 Herle et al.  
 2004/0267833 A1 12/2004 Meller et al.  
 2005/0005268 A1 1/2005 Zilavy et al.  
 2005/0039178 A1 2/2005 Marolia et al.  
 2005/0060699 A1 3/2005 Kim et al.  
 2005/0071385 A1 3/2005 Rao  
 2005/0096025 A1 5/2005 Qumei et al.  
 2005/0097544 A1 5/2005 Kim  
 2005/0102615 A1 5/2005 Roman et al.  
 2005/0114504 A1 5/2005 Marolia et al.  
 2005/0144609 A1 6/2005 Rothman et al.  
 2005/0144612 A1 6/2005 Wang et al.  
 2005/0160195 A1 7/2005 Bruner et al.  
 2005/0204068 A1 9/2005 Zhu et al.  
 2005/0216902 A1 9/2005 Schaefer  
 2005/0216903 A1 9/2005 Schaefer  
 2005/0227683 A1 10/2005 Draluk et al.  
 2006/0039561 A1 2/2006 Ypya et al.  
 2006/0101040 A1 5/2006 Ren et al.  
 2006/0174242 A1 8/2006 Zhu et al.

FOREIGN PATENT DOCUMENTS

JP 8202626 8/1996  
 KR 20020034228 5/2000  
 KR 20010100328 11/2001

OTHER PUBLICATIONS

Tancred Lindholm et al., Fast and Simple XML Tree Differencing by Sequence Alignment [online], 2006 [retrieved on Mar. 21, 2012], pp. 1-10. Retrieved from the Internet: <URL: http://delivery.acm.org/10.1145/1170000/1166183/p75-lindholm.pdf?>.\*  
 "Focus on OpenView A guide to Hewlett-Packard's Network and Systems Management Platform", Nathan J. Muller, pp. 1-291, CBM Books, published 1995.

“Client Server computing in mobile environments”, J. Jing et al, ACM Computing Surveys, vol. 31, Issue 2, pp. 117-159, ACM Press, Jul. 1999.

“ESW4: enhanced scheme for WWW computing in wireless communication environments”, S. Hadjiefthymiades, et al, ACM SIGCOMM Computer Communication Review, vol. 29, Issue 5, pp. 24-35, ACM Press, Oct. 1999.

“Introducing quality-of-service and traffic classes in wireless mobile networks”, J. Sevanto, et al, Proceedings of the 1st ACM international workshop on Wireless mobile multimedia, pp. 21-29, ACM Press, 1998.

“Any Network, Any Terminal, Anywhere”, A. Fasbender et al, IEEE Personal Communications, Apr. 1999, pp. 22-30, IEEE Press, 1999.

R. Burns et al., “In Place Reconstruction of Version Differences”, Jul.-Aug. 2003, IEEE.

B. Baker et al., “Compressing Differences of Executable Code”, Apr. 22, 1999.

Computer Dictionary Microsoft Press Third Edition, pp. 88, 190, 1997.

Final Office Action for U.S. Appl. No. 10/646,230 dated Nov. 10, 2010. pp. 18.

Fowler, et al; “Lossless Compression of Volume Data”, 1995, IEEE, pp. 43-50.

Non-Final Office Action for U.S. Appl. No. 10/646,230 dated Dec. 2, 2009. pp. 16.

Non-Final Office Action for U.S. Appl. No. 10/646,230, dated Jul. 23, 2007. pp. 15.

Non-Final Office Action for U.S. Appl. No. 10/646,230, dated Jun. 12, 2008. pp. 15.

Non-Final Office Action for U.S. Appl. No. 10/646,319, dated Nov. 20, 2006. pp. 9.

Non-Final Office Action for U.S. Appl. No. 12/032,809, dated Feb. 16, 2011; pp. 19.

\* cited by examiner

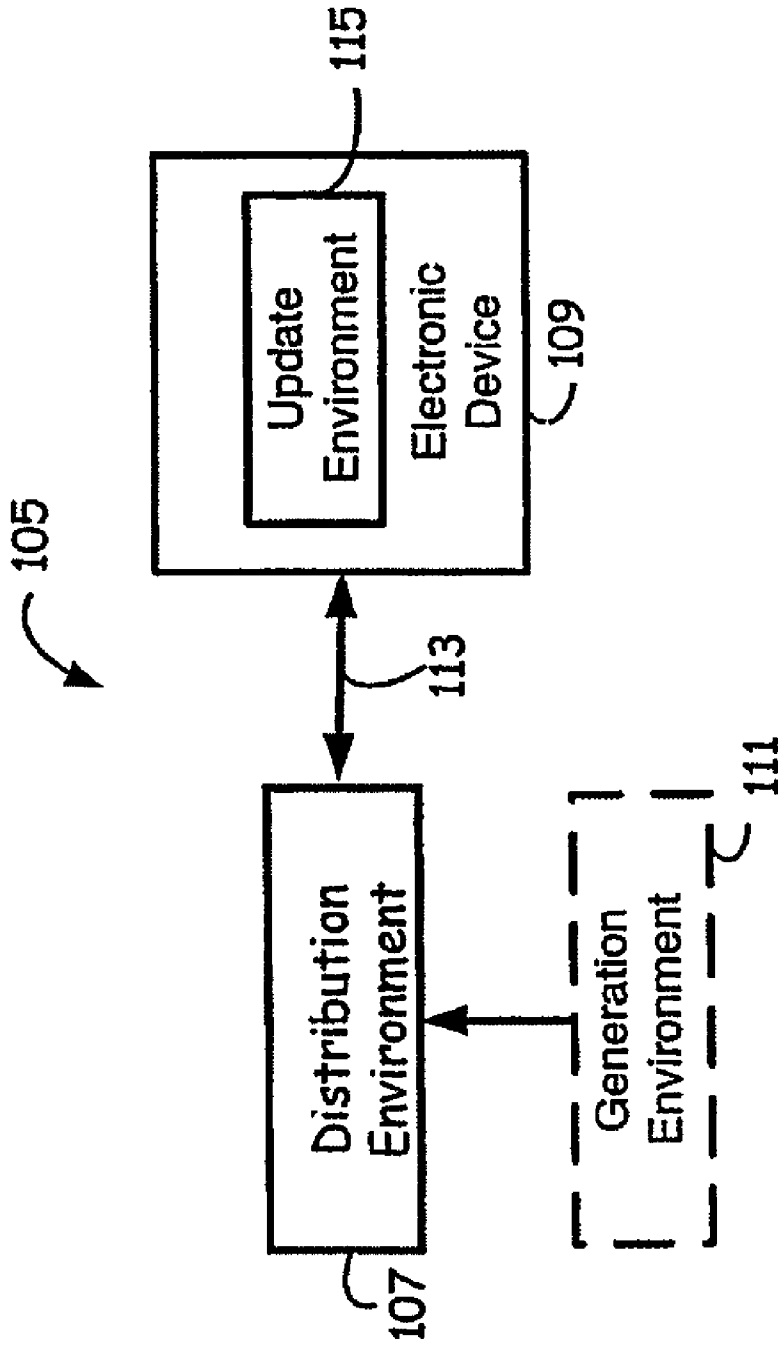


Fig. 1

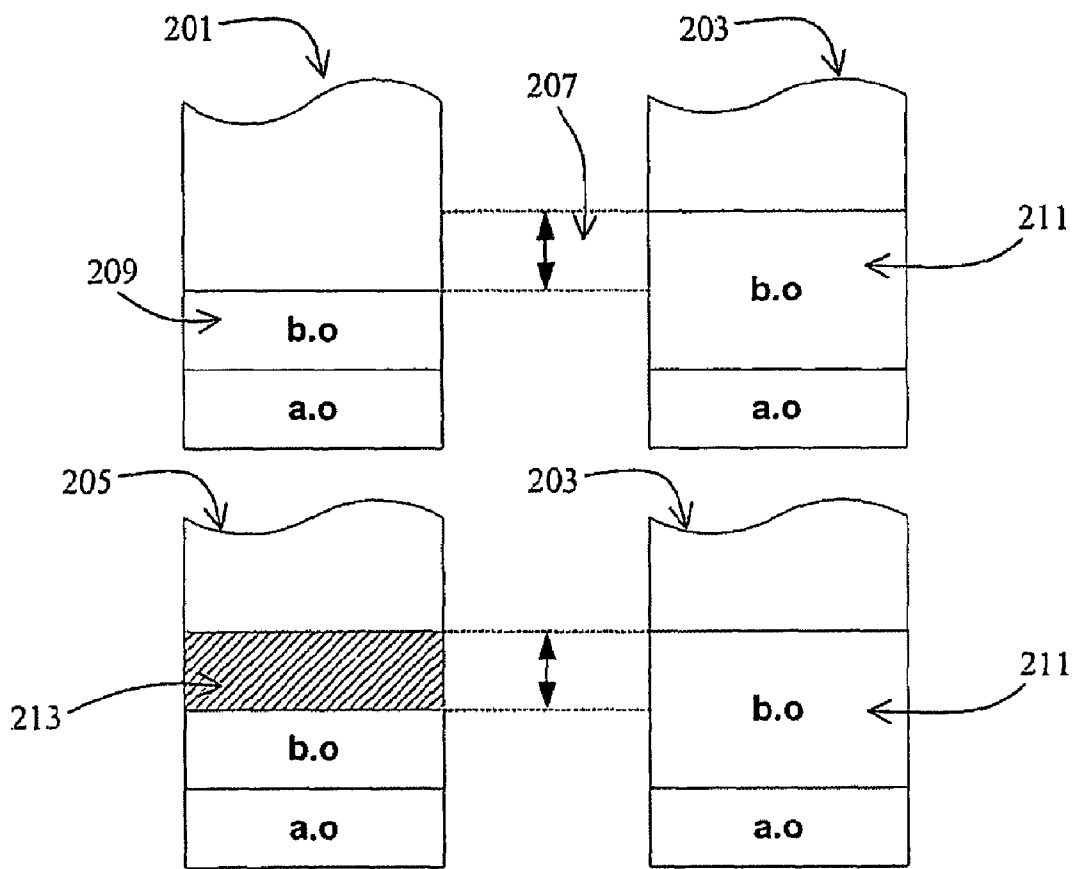


FIG. 2

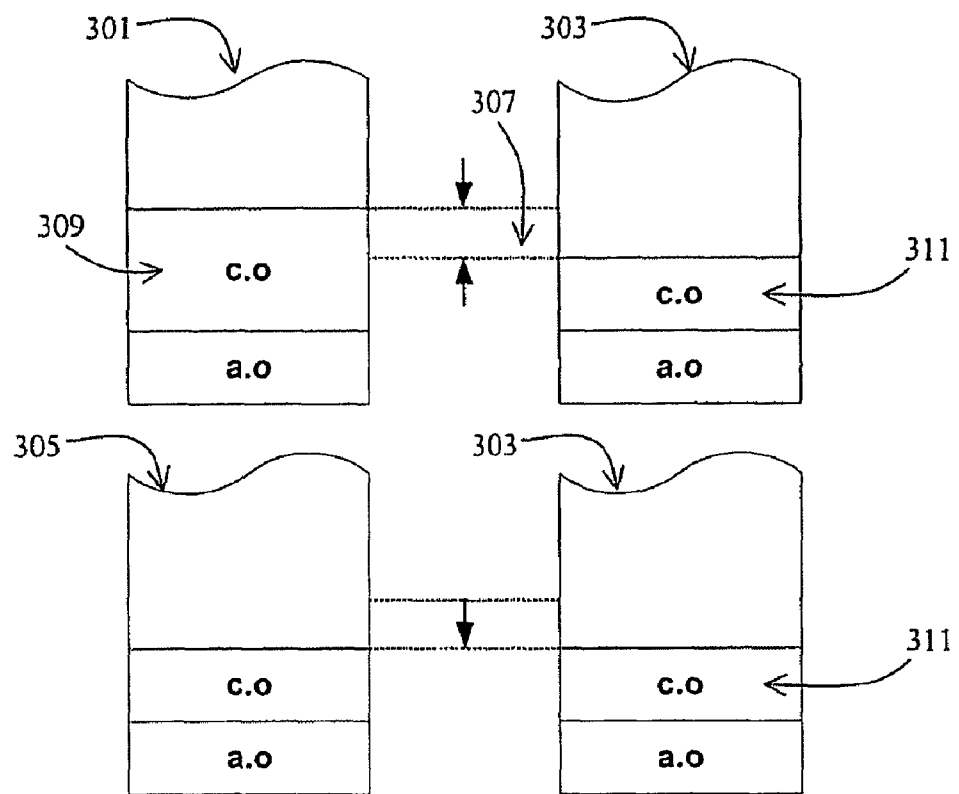
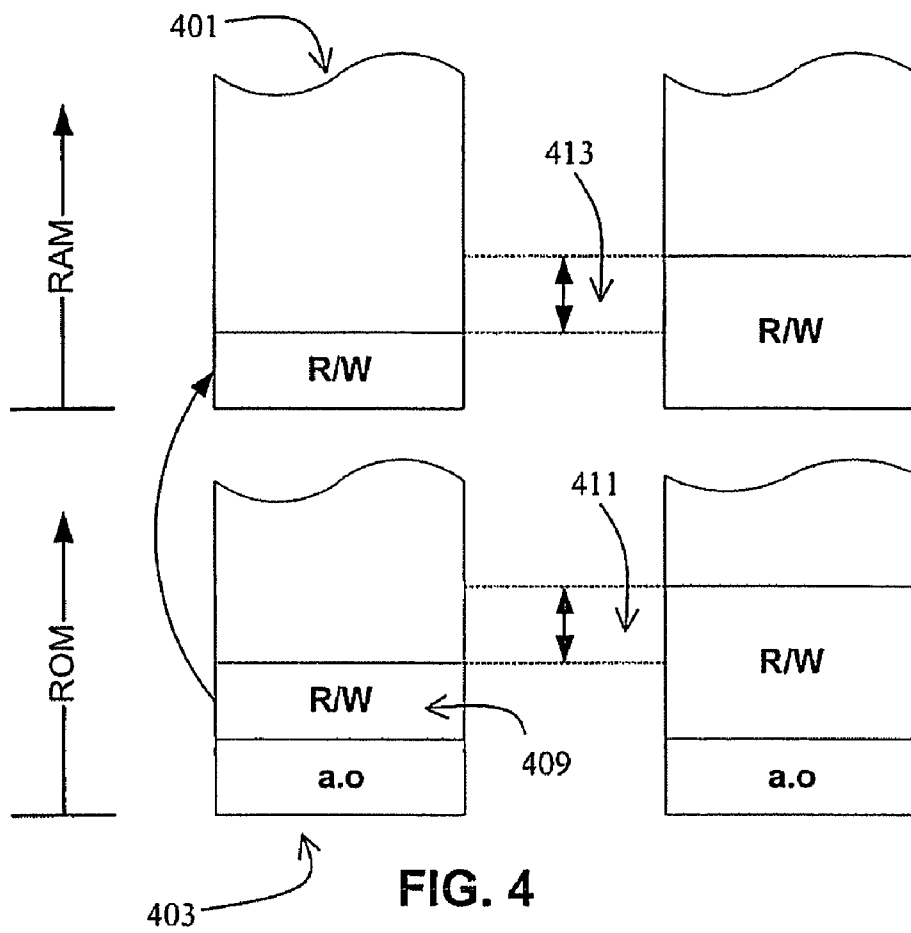


FIG. 3



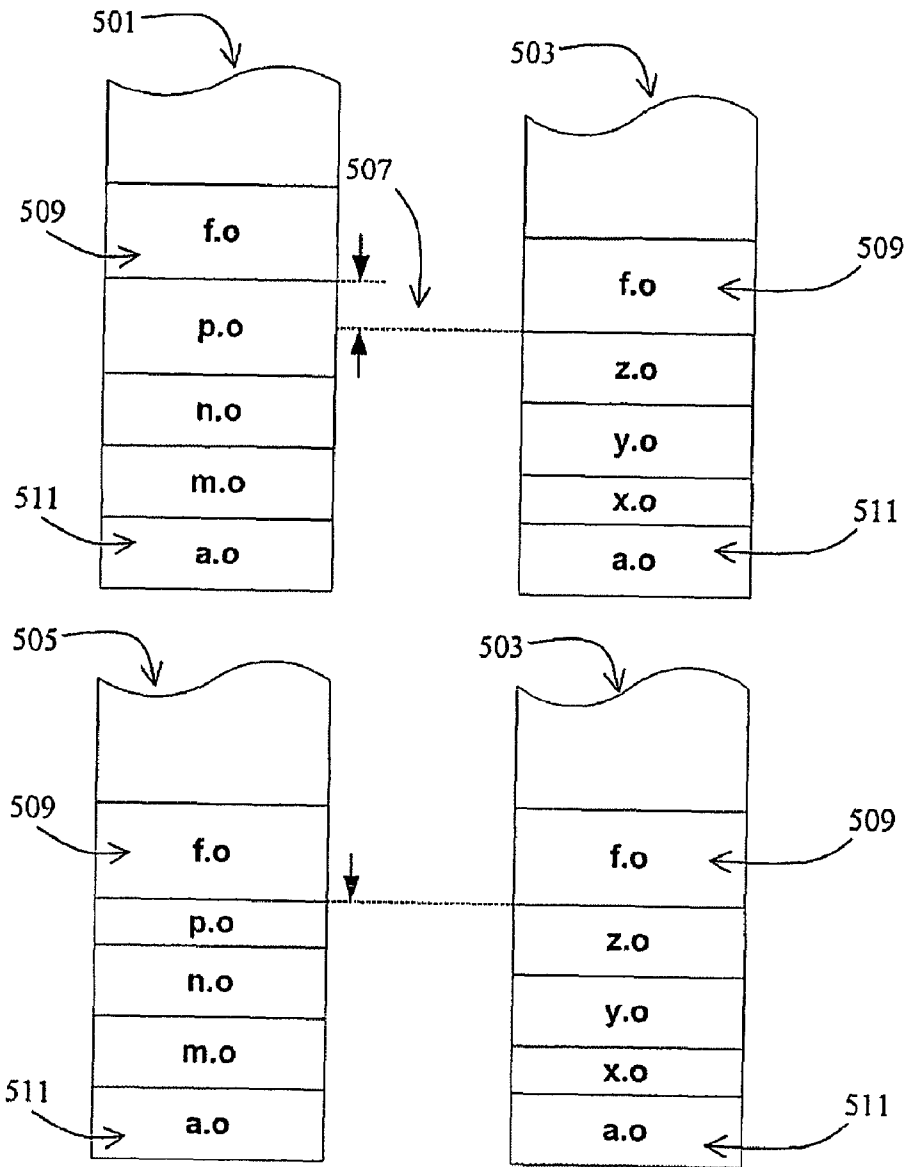


FIG. 5



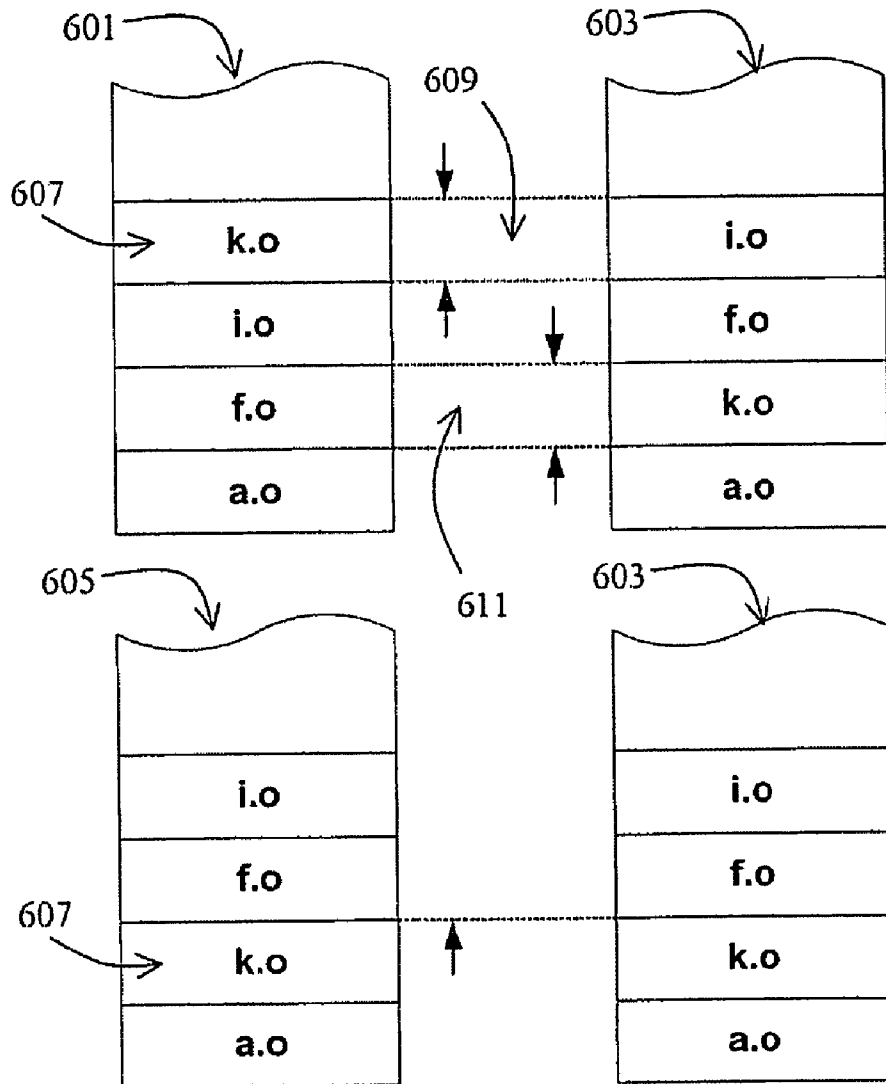


Fig. 6

**FIRMWARE UPDATE NETWORK AND  
PROCESS EMPLOYING PREPROCESSING  
TECHNIQUES**

**CROSS-REFERENCE TO RELATED  
APPLICATIONS/INCORPORATION BY  
REFERENCE**

This patent application makes reference to, claims priority to and claims benefit from U.S. Provisional Patent Application Ser. No. 60/405,253, entitled "Firmware Update Network And Process Employing Preprocessing Techniques," filed on Aug. 22, 2002, U.S. Provisional Patent Application Ser. No. 60/415,620, entitled "System for Generating Efficient And Compact Update Packages," filed on Oct. 2, 2002, U.S. Provisional Patent Application Ser. No. 60/441,867, entitled "Mobile Handset Update Package Generator That Employs Nodes Technique," filed on Jan. 22, 2003, and U.S. Provisional Patent Application Ser. No. 60/447,977, entitled "Update Package Generator Employing Partial Predictive Mapping Techniques For Generating Update Packages For Mobile Handsets," filed on Feb. 18, 2003. This disclosure is a Continuation Application of U.S. patent application Ser. No. 10/646,324 filed Aug. 22, 2003, now U.S. Pat. No. 7,313,791.

The complete subject matter of each of the above-referenced United States Patent Applications is hereby incorporated herein by reference, in its entirety. In addition, this application makes reference to U.S. Provisional Patent Application Ser. No. 60/249,606, entitled "System and Method for Updating and Distributing Information", filed Nov. 17, 2000, and International Patent Application Publication No. WO 02/41147 A1, entitled "Systems And Methods For Updating And Distributing Information," publication date Mar. 23, 2002, the complete subject matter of each of which is hereby incorporated herein by reference, in its entirety.

This application is also related to the following co-pending applications, the complete subject matter of each of which is hereby incorporated herein by reference in its entirety:

Ser. No. and Issued Pat. No. (if applicable)	Title	Filed	Inventors
10/646,319 7,367,027	System for Generating Efficient and Compact Update Packages	Aug. 22, 2003	Chen Gustafson Barber
10/646,230	Mobile Handset Update Package Generator That Employs Nodes Technique	Aug. 22, 2003	Chen
10/646,975	Update Package Generator Employing Partial Predictive Mapping for Generating Update Packages for Mobile Handsets	Aug. 22, 2003	Lilley

**FEDERALLY SPONSORED RESEARCH OR  
DEVELOPMENT**

[Not Applicable]

**MICROFICHE/COPYRIGHT REFERENCE**

[Not Applicable]

**BACKGROUND OF THE INVENTION**

1. Field of the Invention

The present invention relates generally to the process of generating and distributing update packages for firmware/software upgrades. The present invention relates, more specifically, to the generation of update packages containing firmware/software version changes, the distribution of such update packages to electronic devices connected to a network, and the subsequent update process of firmware, software and/or content in electronic devices that receive the update packages.

2. Background of the Art

Electronic devices, such as mobile phones and personal digital assistants (PDAs), often contain firmware and application software either provided by the manufacturer of the electronic devices, by telecommunication carriers, or by third parties. The firmware and application software often contain software bugs. New versions of the firmware and software are periodically released to fix the bugs or to introduce new features, or both. There is a fundamental problem in providing access to new releases of firmware and software. The electronic devices are often constrained in terms of resources, such as available memory. Attempts to upgrade firmware or software by end-users often result in making the device, or some features of the device inoperable. Specifically, changing firmware in electronic devices requires a great deal of caution as unsuccessful attempts may make the device inoperable. Also, attempts to upgrade firmware and/or software in constrained devices may be hampered by limited user interaction capabilities and slow communication speeds on these devices. In addition, determination of the version of firmware or software that may currently be executed on the electronic devices may not be an easy task, especially if such determination must be made with minimal end-user interaction.

When an electronic device manufacturer/supplier wants to upgrade an electronic device user's executable applications, a binary difference file may be distributed from the supplier to the user. The user may then update the executable image with that difference file. Often, the changes required for the upgrade may be small, however, the binary difference file may be very large, and that may cause problems during the upgrading process.

Further limitations and disadvantages of conventional and traditional approaches will become apparent to one of ordinary skill in the art through comparison of such systems with the present invention as set forth in the remainder of the present application with reference to the drawings.

**BRIEF SUMMARY OF THE INVENTION**

Aspects of the present invention may be seen in a method for updating firmware/software of an electronic device in a network that comprises the electronic device with an update environment; a distribution environment for transferring data to the electronic device; a communication means for linking the electronic device and the distribution environment; and, a generation environment for generating the data. The update environment of the electronic device may include a download agent for downloading update packages from the distribution environment, and an update agent for adding, deleting or replacing portions of the firmware/software in the electronic device according to the downloaded update package(s). The method of generating an update package for the firmware/software may involve reading the original and new images of the firmware/software; identifying the objects in the images; comparing the objects of the images; and applying bubbles at

the appropriate locations in the original image to align objects with the corresponding objects in the new image, until the objects of the two images line up. The original image may be modified by the applied bubbles. The modified original image and the new image may be used to generate an update package with information regarding the differences between the two images. The update package may be transferred to the electronic device via the distribution environment, through the update environment to modify the original image into the new image.

These and other features and advantages of the present invention may be appreciated from a review of the following detailed description of the present invention, along with the accompanying figures in which like reference numerals refer to like parts throughout.

#### BRIEF DESCRIPTION OF SEVERAL VIEWS OF THE DRAWINGS

FIG. 1 illustrates a block diagram of an exemplary firmware updating network.

FIG. 2 illustrates an example showing the application of a "Worm" bubble, in accordance with the present invention.

FIG. 3 illustrates an example showing the application of another type of a bubble, a "Black" bubble, in accordance with the present invention.

FIG. 4 illustrates an example showing the application of another type of a bubble, a "Mirrored" bubble, in accordance with the present invention.

FIG. 5 illustrates the manner in which bubbles may be applied in a Chaotic image, in accordance with the present invention.

FIG. 6 illustrates utilizing an Annihilation link, in accordance with the present invention.

#### DETAILED DESCRIPTION OF THE INVENTION

FIG. 1 illustrates a block diagram of an exemplary firmware updating network 105, in accordance with an embodiment of the present invention. The firmware updating network 105 comprises an electronic device 109 with an update environment 115, a distribution environment 107, a generation environment 111, and a communication means 113 linking the electronic device 109 and the distribution environment 107, in accordance with the present invention. The electronic device 109 may be capable of updating its firmware with the assistance of the update environment 115. The electronic device 109 may download update packages from the distribution environment 107 and apply those update packages to upgrade its firmware/software from one version to another.

The generation environment 111 employs a "Bubbles" technique, explained hereinafter, to create efficient and compact update packages. A "Bubbles" information is generated employing the "Bubbles" technique, the generated "Bubbles" information is subsequently sent to the electronic devices 109 as part of an update package. The distribution environment 107 transfers the update packages to the electronic device 109. Correspondingly, the update environment 115 employs the "Bubbles" technique to preprocess the contents of the electronic device 109 utilizing the update packages received from the distribution environment 107. Thus, the "Bubbles" information and other related information are used in preprocessing activities, explained hereinafter, to prepare the electronic device 109 for an update to a different version of its firmware, software and/or content.

The electronic device 109 with its update environment 115 constitutes a fault tolerant system for updating firmware/

software in the electronic device 109. The update package is retrieved from the distribution environment 107.

The update environment 115 facilitates the retrieval of the appropriate update package and its download to the electronic device 109. Upon completion of the download, the electronic device 109 verifies receipt of the right update package, validates the update package employing CRC checks, etc., and applies the update package to update the version of firmware/software.

In one embodiment, the update environment 115 receives "Bubbles" information and update instructions as part of an update package. The update environment 115 then performs preprocessing steps employing the "Bubbles" information received. Subsequently, the update environment 115 applies the update instructions to upgrade the modified image.

The update instructions may be a set of instructions and data specified employing a specialized set of instructions in a special format. Update instructions may also be a difference file, whereas the generation environment 111 generates such a difference file. Other forms of update instructions are also contemplated.

In one embodiment, the distribution environment 107 may be a carrier network communicatively coupled to a generation environment 111 that is provided by a manufacturer. The electronic device 109 may be communicatively coupled to the carrier network by a communication means 113. In a related embodiment, the carrier network may comprise an update distribution server, an optional generation environment, an optional provisioning system and an optional billing system.

In another embodiment, the distribution environment 107 may be a cable TV network with set-top-boxes with which the electronic device 109 may interact over a communication means 113. The update packages created by the generation environment 111 may be made accessible to the distribution environment 107.

In one embodiment, the update environment 115 in the electronic device 109 may comprise a download agent for receiving a piece of code from the distribution environment 107, and an update agent that may only delete a portion of the firmware in the electronic device 109 upon successful receipt of the piece of code from the distribution environment 107. In a related embodiment, the update environment 115 may constitute a system for receiving a piece of code from the distribution environment 107 and replacing and/or adding only a portion of the firmware of the electronic device 109 upon receipt of the piece of code.

In one embodiment, the update environment 115 may be capable of successfully completing the firmware update process in the electronic device 109 despite interruptions of an earlier attempt to update the firmware of the electronic device 109. Such interruptions may be caused by a loss of connectivity with the distribution environment 107 or a loss of power in the electronic device 109. In this embodiment, the update environment 115 provides for a fault tolerant mode of firmware updates.

In one embodiment, the download of a piece of code by the update environment 115 from the distribution network 107 may be supported employing one of several data transport mechanisms available to the electronic device 109, where the selection of the appropriate data transport mechanism may be based upon several factors. In a related embodiment, the factor for the selection of the appropriate transport mechanism may comprise the available power in the electronic device 109. In another embodiment, the factor for the selection of the appropriate transport mechanism may comprise the speed of any data transport protocol supported and currently available to the electronic device 109.

In one embodiment, after receiving a piece of code from the distribution environment 107, the electronic device 109 verifies whether that the piece of code is appropriate for update of the firmware prior to performing a firmware update. In a related embodiment, verification that the piece of code is appropriate for update of the firmware may comprise verification of location information, CRC checks, hash value computation and comparison, etc.

In addition to being capable of receiving a piece of code and deleting only a portion of the firmware upon successful receipt, the electronic device 109 may be capable of replacing or adding only a portion of the firmware. If the electronic device 109 determines the piece of code to be unsuitable for one or more reasons, the firmware of the electronic device 109 may not be modified and/or added.

The electronic device 109 may perform over-the-air (OTA) firmware updates in a fault-tolerant manner. The distribution environment 107 may make it possible to conduct over-the-air (OTA) updates to firmware, software and/or content on the electronic device 109 by employing one or more of several available communication protocols. The appropriate communication protocol may be selected based on power consumption, bandwidth considerations, etc.

In one embodiment, the generation environment 111 is employed to generate update packages for firmware and/or software that may run on the electronic device 109. The generated update packages are communicated to the distribution environment 107 for testing, storage and eventual distribution to end-users. In a related embodiment, the generated update packages may be electronically transferred (via ftp, http, or other communication protocols) to the distribution environment 107 (such as a carrier network) from the generation environment 111 (such as a manufacturer's update package generation system). In another related embodiment, the generated update packages may be communicated to the distribution environment 107 employing removable media such as a CDROM. In both these related embodiments, the distribution environment 107 stores the generated update packages until they are accessed by the update environment 115 in the electronic device 109.

In general, the electronic device 109 sends a request to the distribution environment 107 to determine the availability of update packages. However, a request may be remotely triggered. For example, a notification from an external system may trigger the electronic device 109 to request update packages.

In one embodiment, the request may comprise a manufacturer identification, a model identification, and a version number. Other parameters may also be included in requests. The distribution environment 107 receives and processes the request, determines the availability of update packages for the electronic device 109, and sends a response indicating whether update packages are available. When the electronic device 109 receives the availability information, it may proceed to request the initiation of the download of the appropriate update package. The download may be over-the-air (OTA) or via wired communication links.

In addition to being capable of updating firmware, the electronic device 109 may also be capable of updating applications, drivers and other software.

#### Preprocessing and the "Bubbles" Technique

Preprocessing is a technique that modifies an original version of a firmware image so that it looks more like the new version of the firmware image of an electronic device 109. The modified original version and the new version of the firmware then goes through a generator to produce an update package. This update package is then applied to the firmware

in the electronic device 109 to update the firmware in the device from the original to the new version after conducting a preprocessing operation in the electronic device 109. Preprocessing in the present invention is done with the assumption that at least a portion of the objects may appear in the same order in the original and the new images.

In "Branch with Link" Preprocessing, the "Branch with Link" instruction may change according to code shifts in an executable firmware image. "Branch with Link" instructions store relative offsets to other code in the image. If some new information is added between the instruction and its target, then the offset changes accordingly.

When using the "Bubbles" technique, a simple scan of the original image for "Branch with Link" instructions and adjustment of the offset by an amount of shift at that location in the image will usually make the instruction equal to the one in the new image. In cases where constant data that looks like a "Branch with Link" instruction is encountered, running the generator after the preprocessor will recover the proper value.

In "Pointer" Preprocessing, "Pointer" instructions may change according to code shifts in an executable firmware image. "Pointer" instructions load the address of an actual pointer to a register. The value of a pointer at the designated address may be modified if new information is added between the pointer and the location to which it is pointing.

When using the "Bubbles" technique, a simple scan of the original image for "Pointer" instructions and replacement of the offset with the amount of shift at that location in the image will modify the pointer equivalent to the pointer in the new image. In cases where constant data that looks like a "Pointer" instruction is encountered, running the generator after the preprocessing will recover the proper value.

An important part of preprocessing is the "Bubbles" technique. The intent of the "Bubbles" technique is shifting data around in an original image of firmware, inserting spaces and/or removing information to make the data in the original image line up with corresponding data in a new image. The modified original image and the new image may then be sent through a generator to produce an update package. This update package may then be used by an electronic device 109 that has an original image of the firmware, to update the firmware, first by preprocessing (inserting the "Bubbles" into the firmware image) and then by applying the update instructions and data provided in the update package. The "Bubbles" technique of preprocessing assumes that the objects appear in the same order in both the original and the new images.

Auto Bubbles Search (ABS) may be utilized in determining locations of matching objects in the original and the new images. ABS may analyze a constrained range in each image to search for similar patterns in each range. The ranges may be the extent of the entire image, however, better results may be achieved by using regions of the images known to correspond to similar objects. Auto Bubble Search may be used along with an overall bubbles list to remove overlaps in the determined bubbles, which may produce a more optimized bubbles list.

To find patterns in the images, a first step may be to filter the images. For example, for executable code, an effective way to apply a filter may be to disassemble the data and retain only op-codes, which removes address, immediate value, and register information. A next step may be to employ a pattern-matching scheme. Upon iterating through a range in one image, a match may be found in the second image, and a match pattern may emerge as a result. If the length of the match is greater than a certain acceptable value, then it may be considered a match. The aforementioned acceptable value may depend on the material being analyzed. For example, setting

the acceptable value to thirty-two implies that thirty-two code instruction need to be equivalent for them to be considered matched. Setting the acceptable value to a small number may result in finding a greater number of matches than a case when the acceptable value is set to a larger number. However, setting the acceptable value to a large number may result in overlooking some matches.

The “Bubbles” inserted into the firmware may take different forms. FIG. 2 illustrates an example showing the application of a “Worm” bubble, in accordance with the present invention. The “Worm” bubble may be used if an object in an image grows in size. In an original image 201, an object 209 (b.o) corresponds to an object 211 (b.o) in the new image 203, the new object 211 being larger than the original object 209. The difference in the size between the two objects is equal to a space 207. Adding a space or bubble 213, equivalent in size to space 207, to the old image 201, shifts the objects after object 209, and creates a preprocessed or modified original image 205. As a result, the objects of the modified original image 205 now line up with the objects of the new image 203.

FIG. 3 illustrates an example showing the application of another type of a bubble, a “Black” bubble, in accordance with the present invention. The “Black” bubble may be used if an object in an image shrinks in size. In an original image 301, an object 309 (c.o) corresponds to an object 311 (c.o) in the new image 303, the new object 311 being smaller than the original object 309. The difference in size between the two objects is equal to a space 307. Removing a space or a bubble of data equivalent in size to space 307 from the original image 301, specifically from object 309, shifts the objects of the original image 301, and creates a preprocessed image 305. As a result, the objects of the modified original image 305 now line up with the objects of the new image 303.

In some cases, an object may be added to an image that might have not been in the original image. This may be resolved using a “Worm” bubble, where the added object may be thought of as an increase in the size from the original image, and a bubble may be added to shift the objects of the original image accordingly, resulting in an alignment of the objects of the original and new images.

In other cases, an object may be removed from an image. Hence the new image may not have a certain object that might have been present in the original image. This may be resolved using a “Black” bubble, where the removed object may be thought of as a reduction in the size of the original image, and a bubble or space may be removed from the original image to shift the objects of the original image accordingly, resulting in an alignment of the objects of the original and new images.

Bubbles may also be used in the volatile memory section, such as RAM. These are called “Virtual” bubbles. The “Virtual” bubbles may be “Worm” or “Black” bubbles, but they may not affect the size of an image. “Virtual” bubbles may be used for reference nodes if, for example, the memory allocation for a variable is increased in a new version of a firmware/software. The image of the executable file is not changed, but the reference nodes refer to the variable section that is changed. The “Virtual” bubbles may then be used to make an appropriate adjustment.

FIG. 4 illustrates an example showing the application of another type of a bubble, a “Mirrored” bubble, in accordance with the present invention. “Mirrored” bubbles may be used if a R/W relocation section is used in the image. In the illustration of FIG. 4, the ROM address space 403 contains a R/W section 409 to be relocated to a RAM address space 401. A “Virtual” bubble 411 may be created. Other types of bubbles may also be utilized to achieve the R/W relocation from ROM to RAM. However, there is a mirrored section before the R/W

section that may be relocated. This mirrored section should be addressed too. The “Mirrored” bubble 413 reflects the location of the bubble in the RAM section.

FIG. 5 illustrates the manner in which bubbles may be applied in a Chaotic image, in accordance with the present invention. A Chaotic image is one that contains objects that may not be matched between the original image 501 and the new image 503. In order to retain as much information between the two images as possible, a bubble may be applied to align matched locations, such as objects 509 (f.o) and 511 (a.o). Because there are no matched objects between these two objects, a “Black” bubble 507 may be applied to align object 509 in the original and new images, by removing part of object 515 (p.o). As a result, the modified image 505 and the new image 511 have the two common objects 509 and 511 aligned.

FIG. 6 illustrates utilizing an Annihilation link, in accordance with the present invention. An Annihilation link may be used if an object 607 (k.o) appears in one location in an original image 601, but at a different location in the new image 603, while objects surrounding the relocated object remain in the same order in both images. An Annihilation link may be used to avoid destroying the source information by creating a “Worm” bubble 611, and a “Black” bubble 609. The Annihilation link then links the “Worm” bubble 611 with the location of object 607, such that instead of using padding bytes in the original image 601 to shift the objects forward, object 607 will be “inserted” or linked to the appropriate location. Hence, when the “Black” bubble 609 is applied to the original image at the original location of object 607, the objects of the original image 601 will shift backward, and the resulting modified original image 605 will look the same as the new image 603.

The “Bubbles” technique is performed in the generation environment, where the original and new binary firmware images are processed. Based on the object positioning, the original image may be modified. If an object in the new image has grown in size, a “Worm” bubble may be applied at the location of the corresponding object in the original image, and an empty space may be added to the end of it, up to the size difference, shifting all objects after the modified object forward in the original image. If an object in the new image has shrunk in size, a “Black” bubble may be applied at the location of the corresponding object in the original image, and data may be removed at the end of the original object up to the size difference, shifting all objects after the modified object backward in the original image. If an object was added to the new image, an associated bubble may be created in the original image at a location corresponding to the location of the object in the new image. If an object was removed from the original image, then objects that appear after it may be shifted backward accordingly.

The net effect of applying bubbles to an image is to correlate the objects of the original image with those of the new image. The modified original image, or the preprocessing image, then ends up looking very similar to the new image. The generator is then run to build an update package from the modified original image to the new image. The update package along with the “Bubbles” information may then be downloaded, through a distribution environment 107, onto an update environment 105 in an electronic device 109. The electronic device 109 may then use the update package and the “Bubbles” information to update its firmware by preprocessing the original image using the “Bubbles information to create a modified original image. The electronic device 109 then uses the modified original image with the difference information (for example, a set of instructions and associated

data) from the update package to recreate the new image, and as a result update the firmware.

In many systems, a new version of firmware/software may contain elements or objects that may already exist in the present system. Hence, with the “Bubbles” technique only affecting those objects that may have changed, the resulting update packages is often more size-efficient. As a result, the code that need be updated at the electronic device end may be minimal.

The “Bubbles” information may be two integers for each bubble. The first integer may tell where the bubble may be in the original image, and the second integer may be the size of the bubble. As mentioned hereinabove, the size of bubbles may be positive or negative, depending on the alterations in the image. The preprocessor utilizes the identified bubbles to process the original image. Based on the size of a bubble, padding bytes may be added into or information may be removed from the original image. Once the bubbles are applied to the original image, reference nodes within the image need to be re-linked, and a difference file is generated between the modified original image and the new image. This difference file is then delivered to the user side, where the user applies the difference file to get the new image that the supplier provided.

While the present invention has been described with reference to certain embodiments, it will be understood by those skilled in the art that various changes may be made and equivalents may be substituted without departing from the scope of the present invention. In addition, many modifications may be made to adapt a particular situation or material to the teachings of the present invention without departing from its scope. Therefore, it is intended that the present invention not be limited to the particular embodiment disclosed, but that the present invention will include all embodiments falling within the scope of the appended claims.

What is claimed is:

1. Computer-readable storage having stored therein a plurality of program instructions for causing a processor to perform a method of generating information for updating memory in an electronic device, the method comprising:

reading a first version of code for the electronic device;  
reading a second version of code for the electronic device;  
comparing a location of a code object in the first version of code and a location of a corresponding code object in the second version of code, to produce code object shift information;

applying the code object shift information to the first version of code to align the code object in the first version of code with the corresponding code object in the second version of code, the code object shift information representing deletion of a portion of the first version of code to shift the code object;

repeating the comparing and applying until all code objects in the first version of code and the second version of code have been compared and all code object shift information applied, to produce a modified first version of code; generating a package of update information comprising information representing differences between the second version of code and the modified first version of code, and the applied code object shift information; and storing the package of update information for later distribution to the electronic device via a communication network.

2. The computer-readable storage according to claim 1, wherein the code object shift information further represents addition of padding into the first version of code to shift the code object in a first direction in the memory.

3. The computer-readable storage according to claim 1, wherein the code object shift information that represents deletion of the portion of the first version of code to shift the code object in a second direction in the memory.

4. The computer-readable storage according to claim 1, wherein the memory in the electronic device comprises firmware.

5. The computer-readable storage according to claim 1, wherein the memory in the electronic device comprises software.

6. The computer-readable storage according to claim 1, wherein the aligned code object is a similar portion of binary code in the first version of code and the second version of code.

7. The computer-readable storage according to claim 1, wherein the electronic device comprises a mobile phone.

8. A system for distributing information for updating an existing version of code comprising code objects resident in memory of an electronic device, the system comprising:

at least one server that generates code object shift information using the existing version of code and an updated version of code, by shifting locations of the code objects within the existing version of code to align with locations of corresponding objects in the updated version of code to produce a modified existing version of code version;

the at least one server generating information representative of differences between the modified existing version of code and the updated version of code;

wherein the at least one server stores the code object shift information and the difference information for later transfer to the electronic device; and

wherein the at least one server causes the update of memory in the electronic device, by distributing a package comprising the object code shift information and the difference information to the electronic device via a communication network, the object code shift information representing deletion of a portion of the existing version of code to shift a code object location.

9. The system according to claim 8, wherein the electronic device comprises a mobile phone.

10. The system according to claim 8, wherein the communication network is a wireless network.

11. The system according to claim 8, wherein the existing version of code comprises firmware.

12. The system according to claim 8, wherein the package comprising the object code shift information and the difference information enables a fault tolerant update of memory in the electronic device.

13. An electronic device comprising:

a communication interface for receiving update information via a communication network, the update information comprising information representative of differences between a modified existing version of code and an updated version of code, and code object shift information; and

at least one processor operably coupled to the communication interface and to memory having resident therein an existing version of code comprising one or more code objects, the at least one processor operable to, at least: modify the existing version of code to produce the modified existing version of code, by aligning the one or more code objects in the existing version of code according to the code object shift information, the code object shift information representing deletion of a portion of the existing version of code to shift the code object; and

**11**

apply the information representative of differences to the modified existing version of code to produce the updated version of code, in the electronic device.

14. The electronic device according to claim 13, wherein the electronic device employs a fault tolerant technique while producing the updated version of code. 5

15. The electronic device according to claim 13, wherein the communication network comprises a carrier network.

16. The electronic device according to claim 13, wherein the communication network comprises a cable TV network. 10

17. The electronic device according to claim 13, wherein the existing version of code comprises:

**12**

download agent code for causing the at least one processor to receive the update information from a distribution system; and

update agent code for causing the at least one processor to apply the update information to the memory.

18. The electronic device according to claim 13, wherein the communication network is a wireless network.

19. The electronic device according to claim 13, wherein the existing version of code comprises firmware.

20. The electronic device according to claim 13, wherein the electronic device comprises a mobile phone.

\* \* \* \* \*